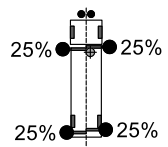
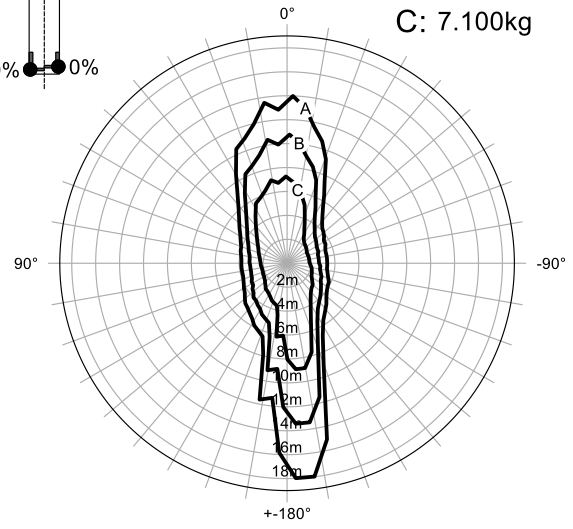
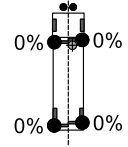


A: 3.250kg  
B: 4.450kg  
C: 7.100kg

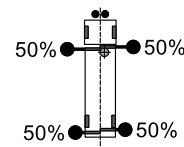
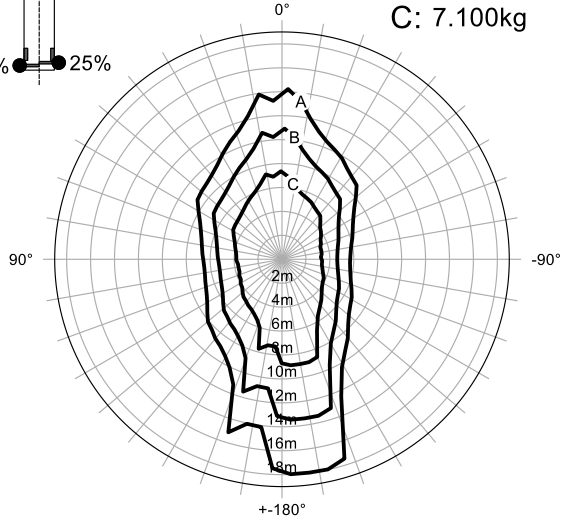
**LIFTING CAPACITY DIAGRAM**

Stabilizer situation  
Fully supported

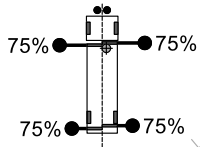
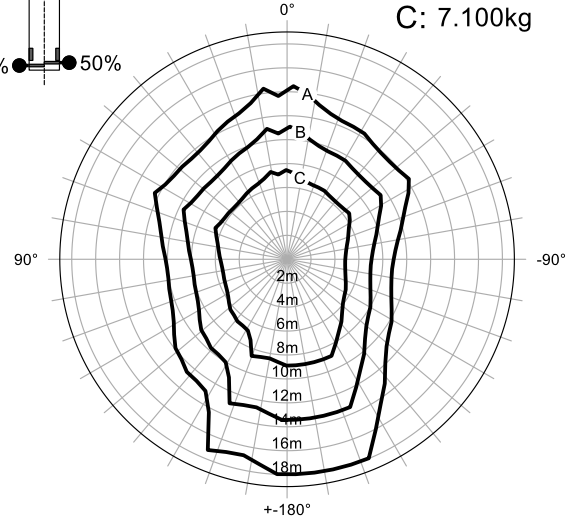
Max. occurring stabilizer force  $F_{max}$  329kN (dynamic)  
Lifting performance with vehicle unloaded  
○ ... Stabilizer not active  
● ... Stabilizer active  
% ... Outrigger stroke



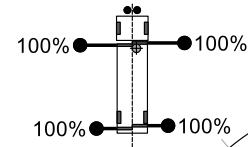
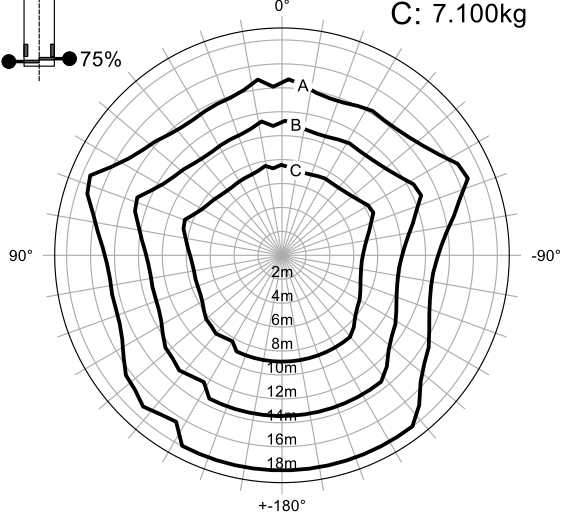
A: 3.250kg  
B: 4.450kg  
C: 7.100kg



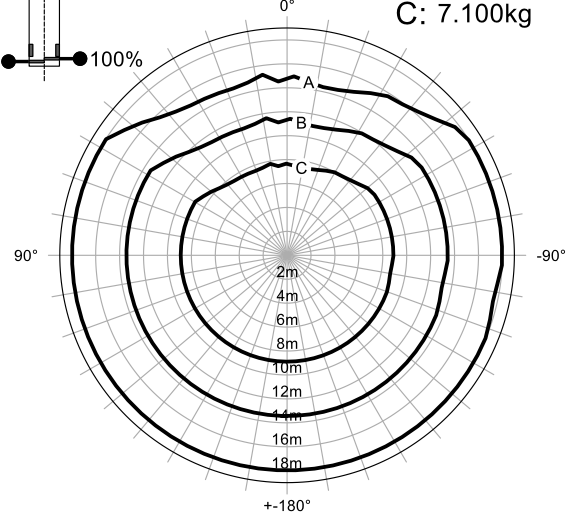
A: 3.250kg  
B: 4.450kg  
C: 7.100kg



A: 3.250kg  
B: 4.450kg  
C: 7.100kg



A: 3.250kg  
B: 4.450kg  
C: 7.100kg





PK 78002-SH F PJ 125 E

# 1100100789 / S510-SKD

VolvoFH

HPSC

A: 730kg  
B: 1.240kg  
C: 2.500kg

# LIFTING CAPACITY DIAGRAM

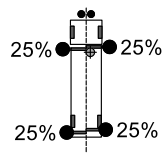
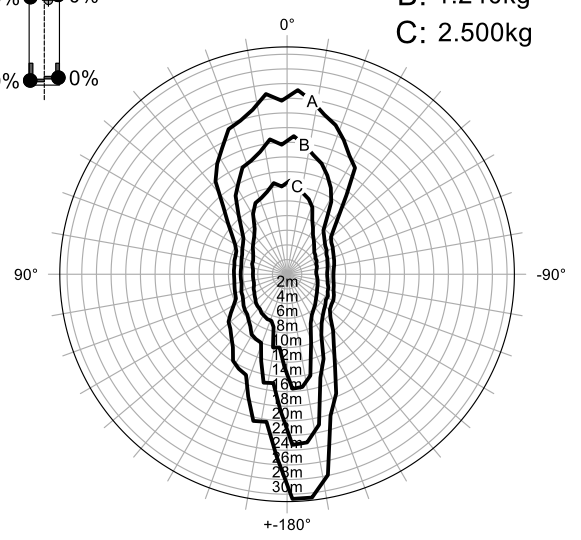
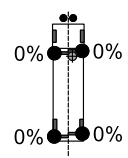
## Stabilizer situation

Fully supported

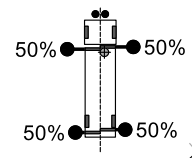
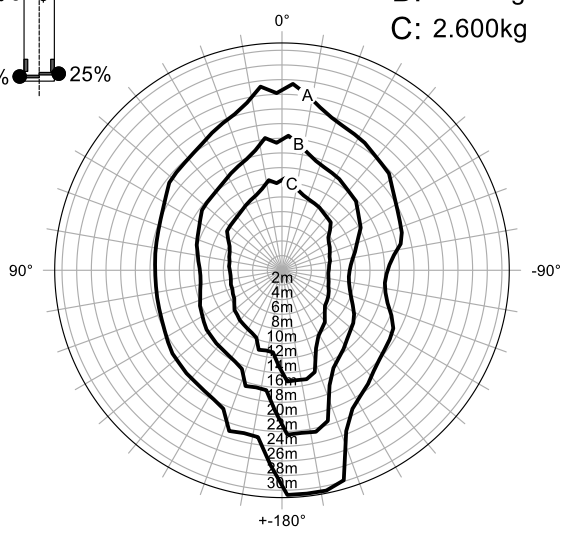
Max. occurring stabilizer force  $F_{max}$  329kN (dynamic)

Lifting performance with vehicle unloaded

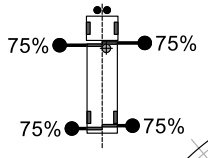
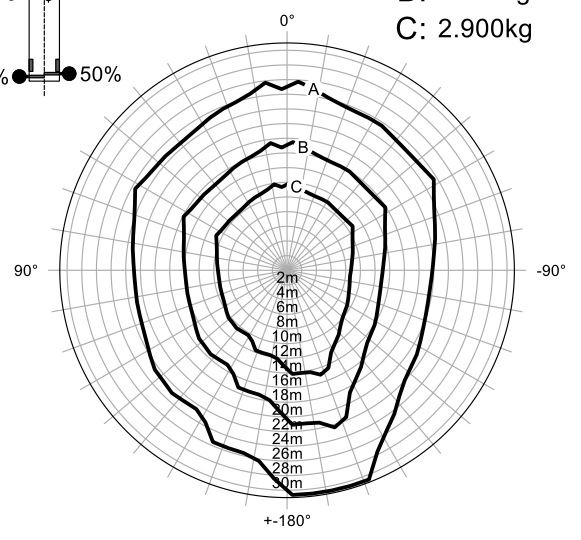
- ... Stabilizer not active
- ... Stabilizer active
- % ... Outrigger stroke



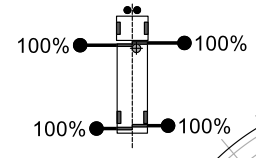
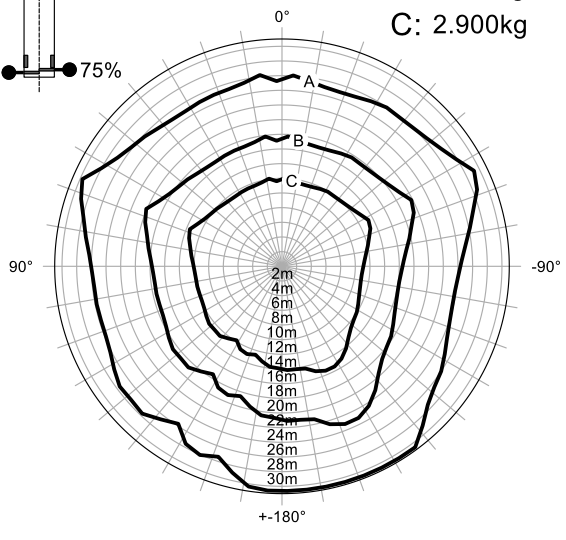
A: 730kg  
B: 1.320kg  
C: 2.600kg



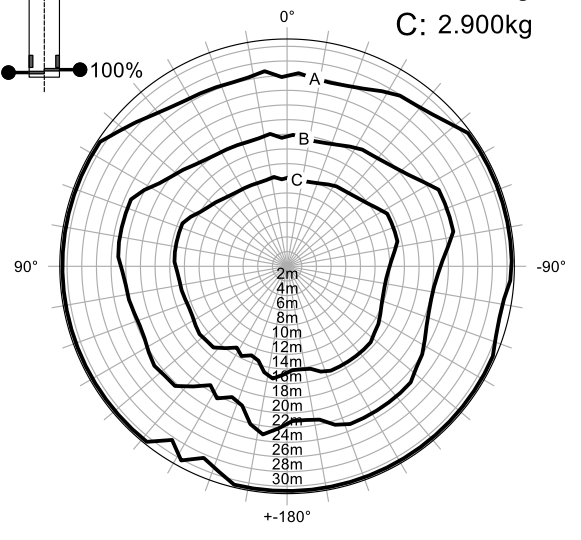
A: 730kg  
B: 1.480kg  
C: 2.900kg



A: 730kg  
B: 1.480kg  
C: 2.900kg



A: 730kg  
B: 1.480kg  
C: 2.900kg



Load values are according to PALTRONIC parameters provided by the installer

Adjustment Date: 18.10.2023

Version: PCH 3.3.22.0

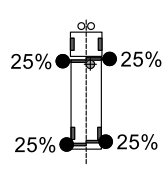
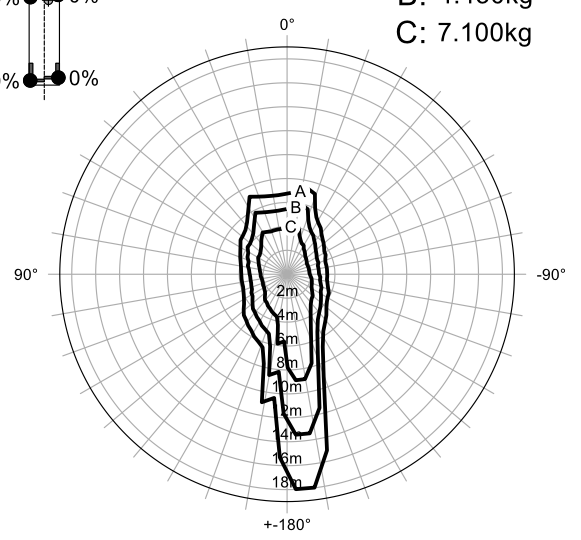
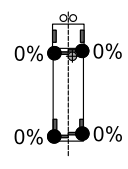
Installer ID: SEHINZ 04874E055/779216821663

**LIFTING CAPACITY DIAGRAM**

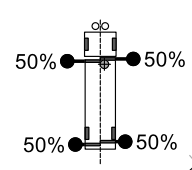
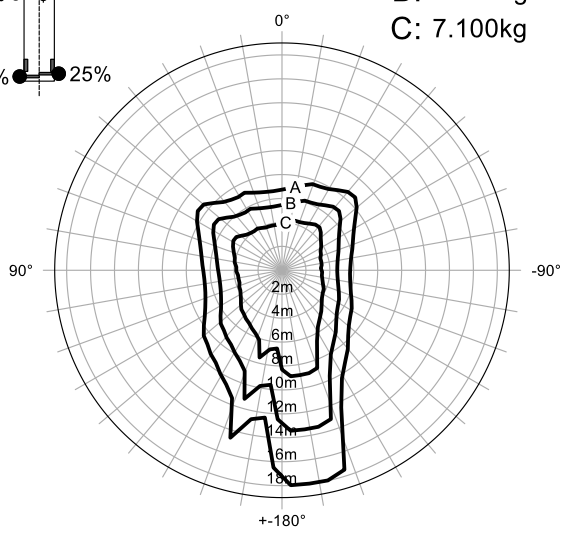
Stabilizer situation  
Partly supported

Max. occurring stabilizer force  $F_{max}$  329kN (dynamic)

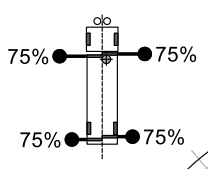
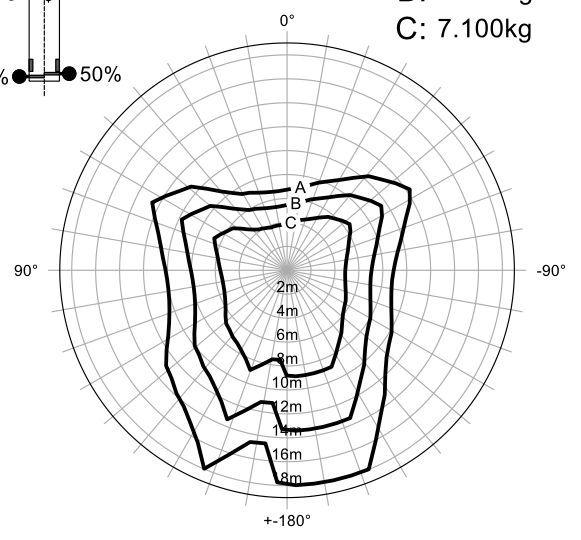
- ... Stabilizer not active
- ... Stabilizer active
- % ... Outrigger stroke



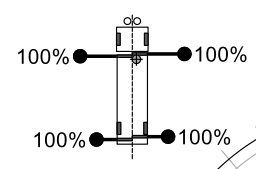
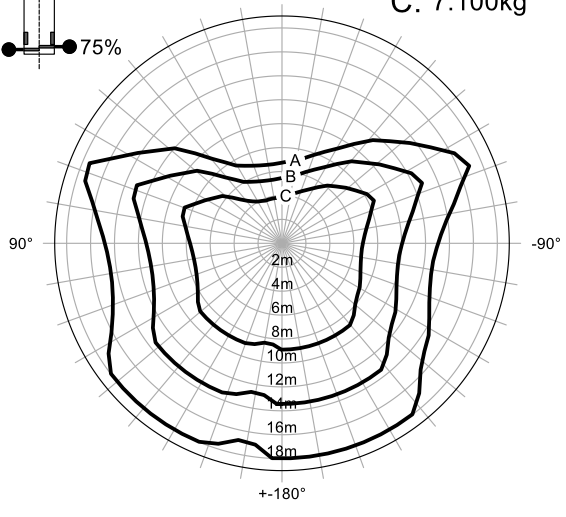
A: 3.250kg  
B: 4.450kg  
C: 7.100kg



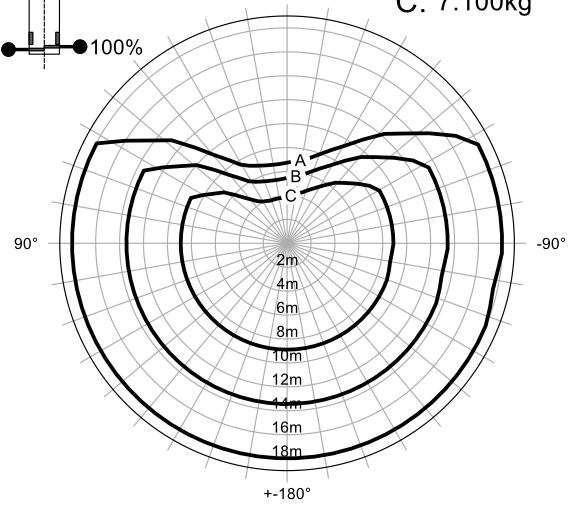
A: 3.250kg  
B: 4.450kg  
C: 7.100kg



A: 3.250kg  
B: 4.450kg  
C: 7.100kg



A: 3.250kg  
B: 4.450kg  
C: 7.100kg





PK 78002-SH F PJ 125 E

# 1100100789 / S510-SKD

# VolvoFH

HPSC

A: 730kg  
B: 1.240kg  
C: 2.500kg

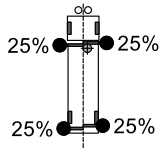
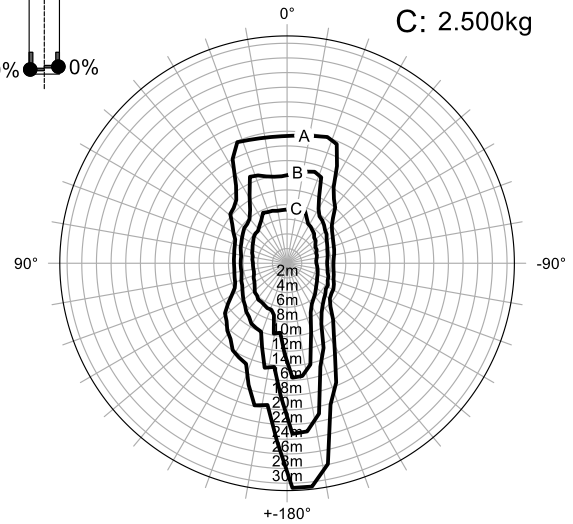
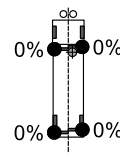
# LIFTING CAPACITY DIAGRAM

## Stabilizer situation

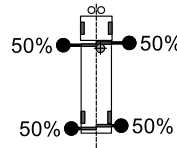
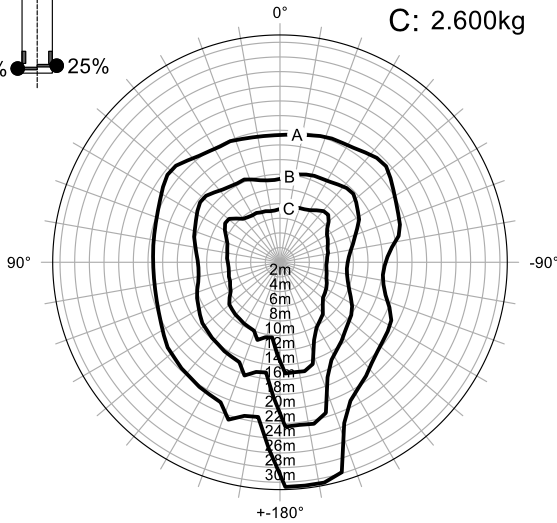
Partly supported

Max. occurring stabilizer force  $F_{max}$  329kN (dynamic)

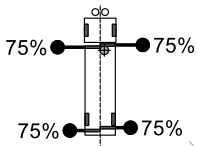
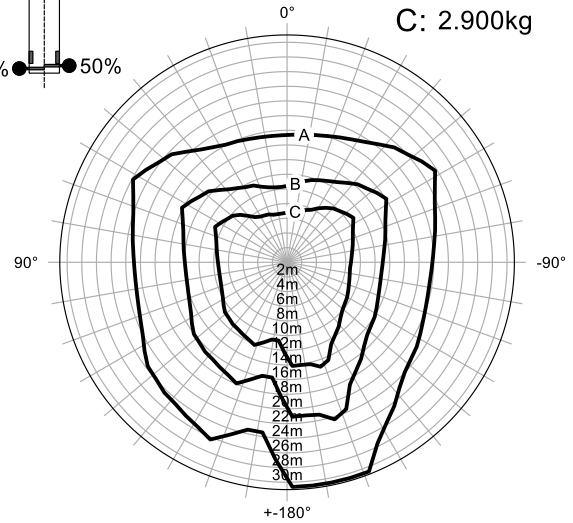
- ... Stabilizer not active
- ... Stabilizer active
- % ... Outrigger stroke



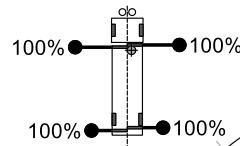
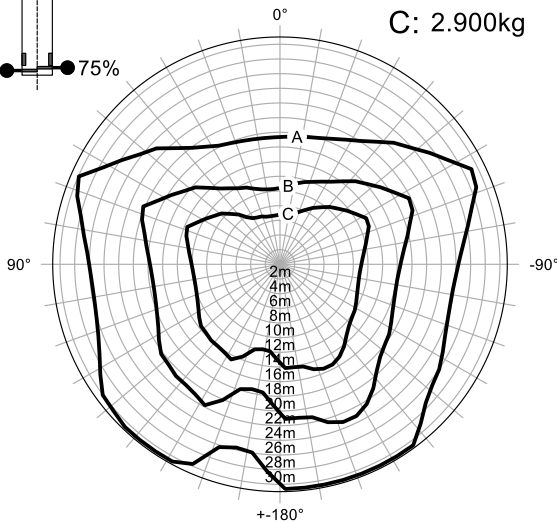
A: 730kg  
B: 1.320kg  
C: 2.600kg



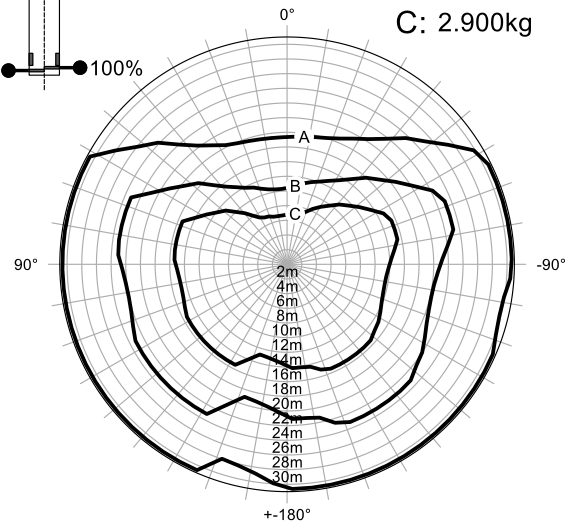
A: 730kg  
B: 1.480kg  
C: 2.900kg



A: 730kg  
B: 1.480kg  
C: 2.900kg



A: 730kg  
B: 1.480kg  
C: 2.900kg



Load values are according to PALTRONIC parameters provided by the installer

Adjustment Date: 18.10.2023

Version: PCH 3.3.22.0

Installer ID: SEHINZ 04874E055/779216821663

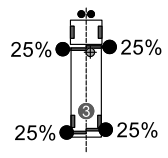
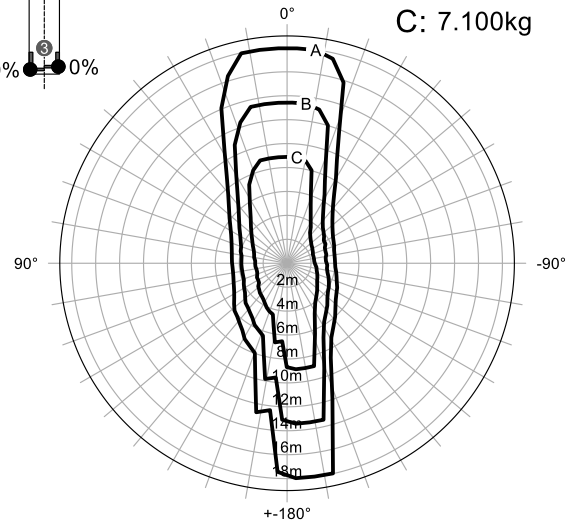
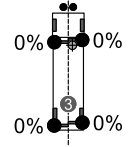
A: 3.250kg  
B: 4.450kg  
C: 7.100kg

**LIFTING CAPACITY DIAGRAM**

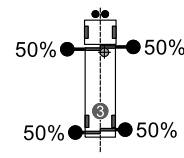
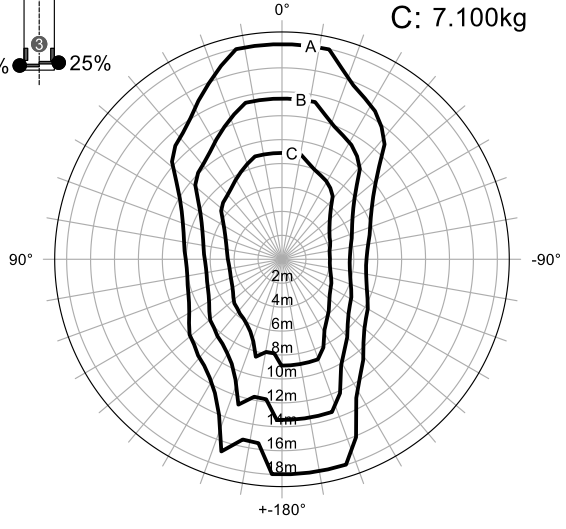
Stabilizer situation  
Fully supported incl. LCA03

Max. occurring stabilizer force  $F_{max}$  329kN (dynamic)  
Lifting performance with vehicle unloaded

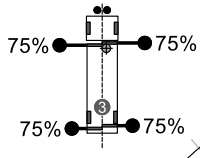
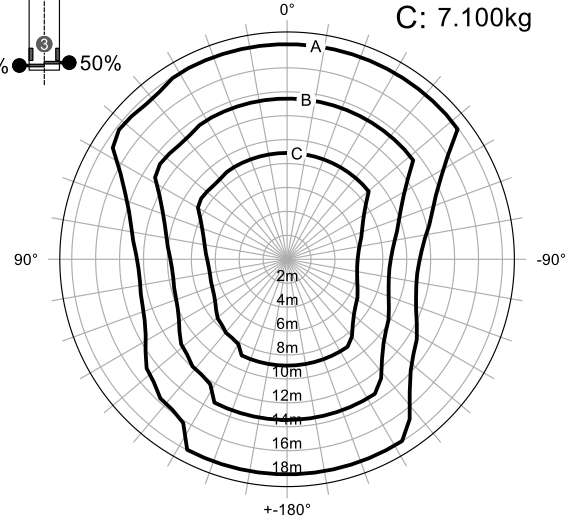
- ... Stabilizer not active
- ... Stabilizer active
- % ... Outrigger stroke
- ⊕ LCA03: 5.000kg



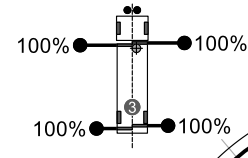
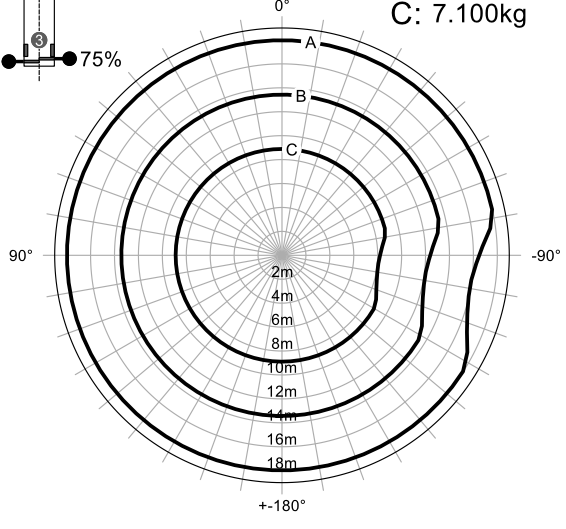
A: 3.250kg  
B: 4.450kg  
C: 7.100kg



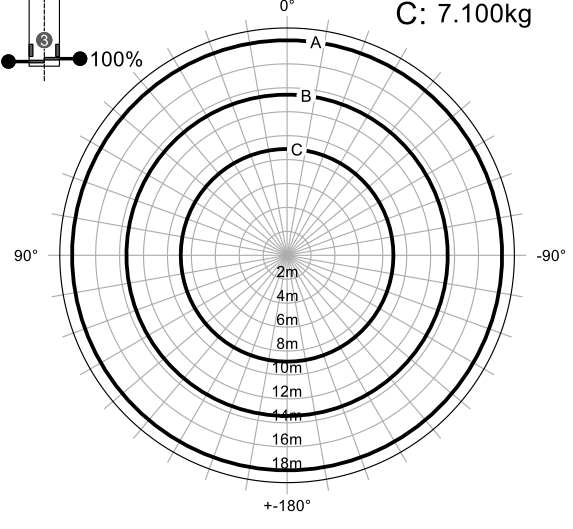
A: 3.250kg  
B: 4.450kg  
C: 7.100kg



A: 3.250kg  
B: 4.450kg  
C: 7.100kg



A: 3.250kg  
B: 4.450kg  
C: 7.100kg





PK 78002-SH F PJ 125 E

# 1100100789 / S510-SKD

# VolvoFH

HPSC

A: 730kg  
B: 1.480kg  
C: 2.900kg

# LIFTING CAPACITY DIAGRAM

## Stabilizer situation

Fully supported incl. LCA03

Max. occurring stabilizer force  $F_{max}$  329kN (dynamic)

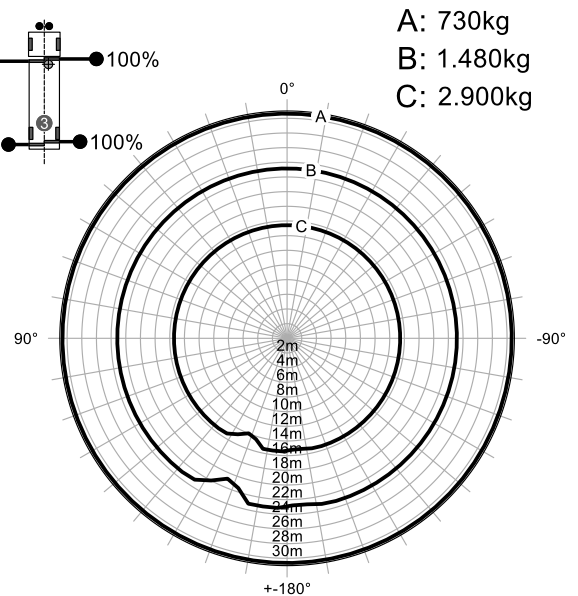
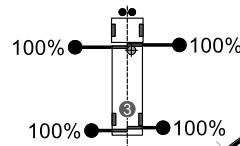
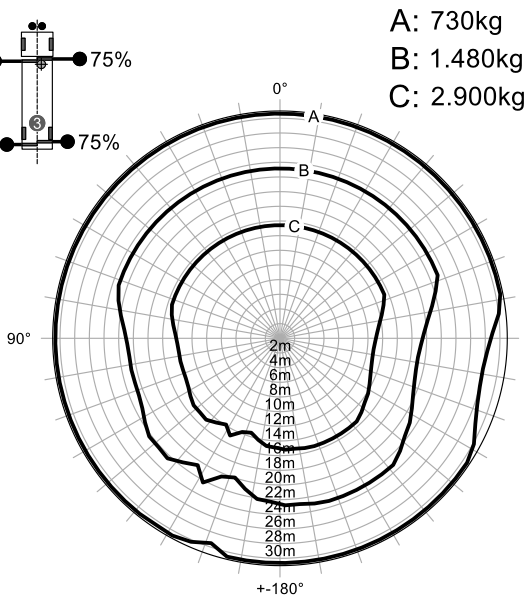
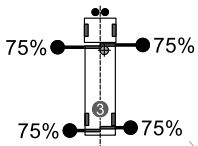
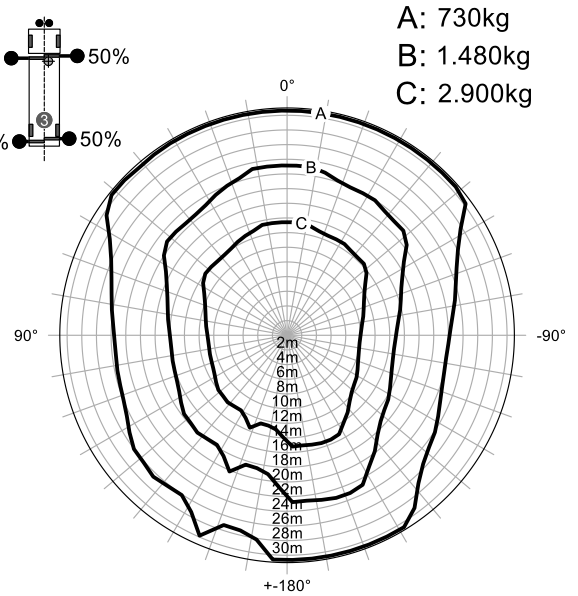
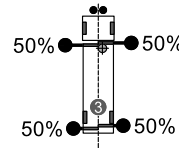
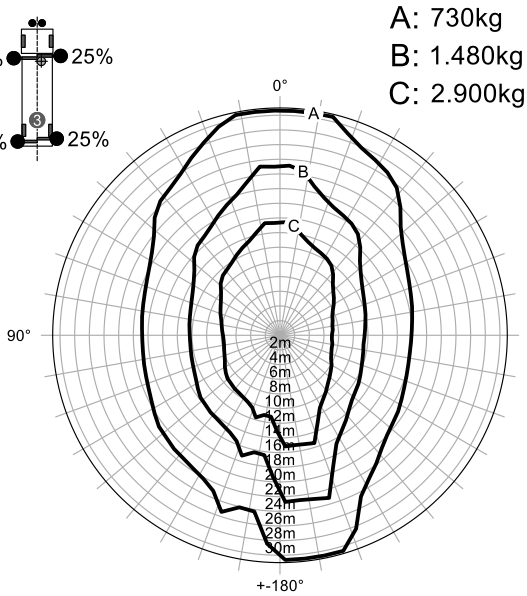
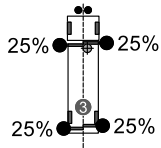
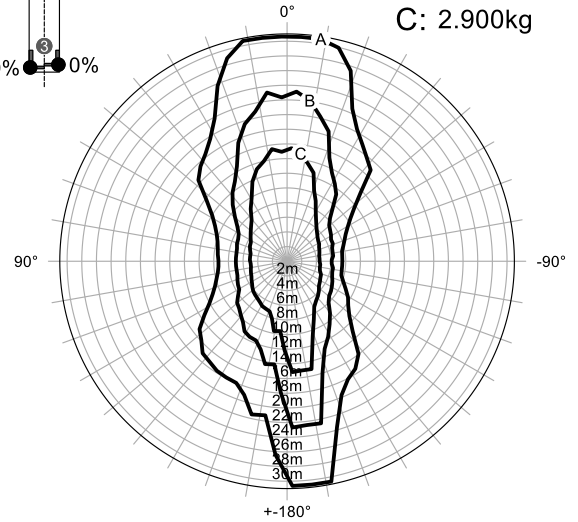
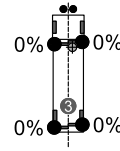
Lifting performance with vehicle unloaded

○ ... Stabilizer not active

● ... Stabilizer active

% ... Outrigger stroke

⊕ LCA03: 5.000kg



Load values are according to PALTRONIC parameters provided by the installer

Adjustment Date: 18.10.2023

Version: PCH 3.3.22.0

Installer ID: SEHINZ 04874E055/779216821663

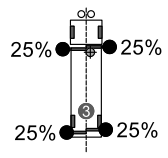
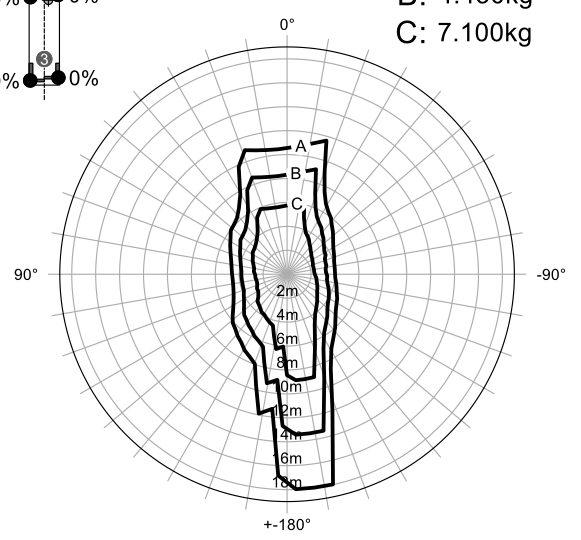
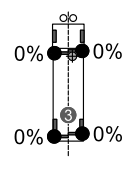
**LIFTING CAPACITY DIAGRAM**

Stabilizer situation  
Partly supported incl. LCA03

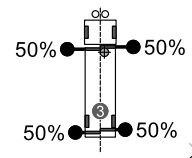
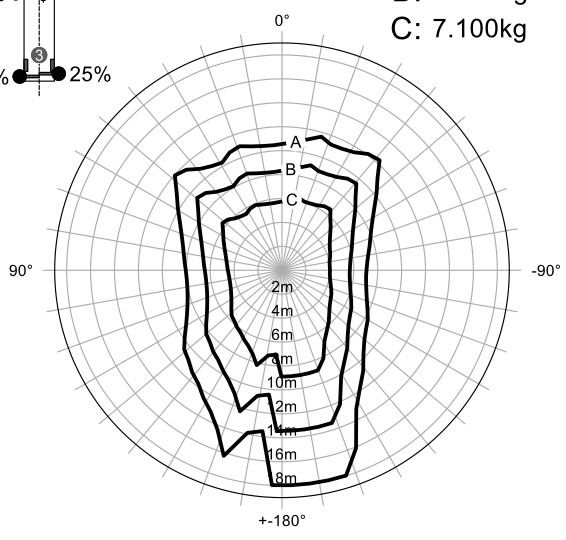
Max. occurring stabilizer force  $F_{max}$  329kN (dynamic)

- ... Stabilizer not active
- ... Stabilizer active
- % ... Outrigger stroke

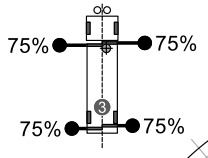
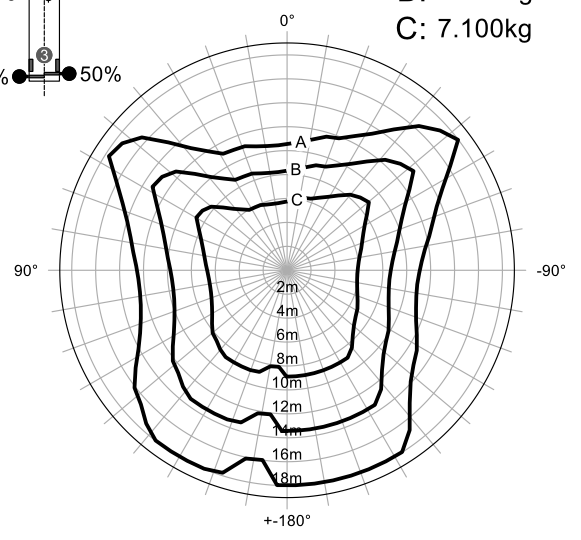
③ LCA03: 5.000kg



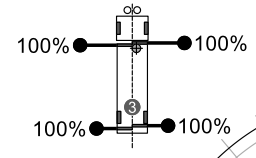
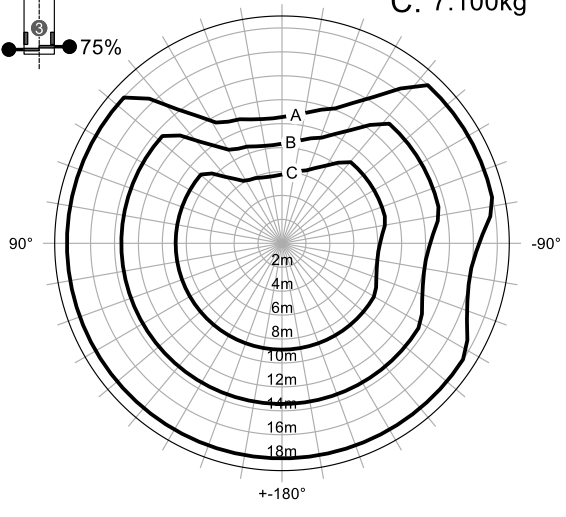
A: 3.250kg  
B: 4.450kg  
C: 7.100kg



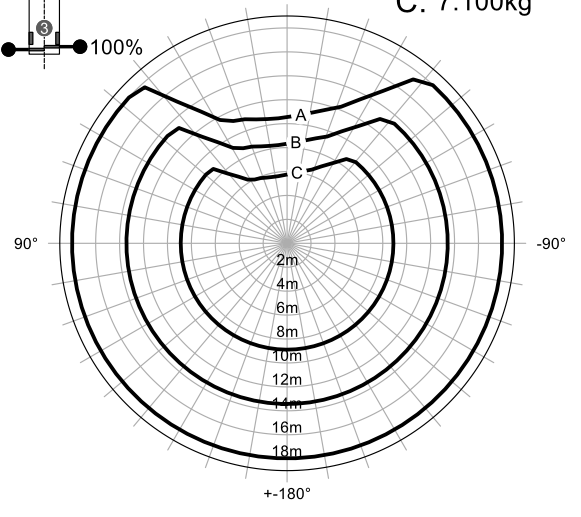
A: 3.250kg  
B: 4.450kg  
C: 7.100kg



A: 3.250kg  
B: 4.450kg  
C: 7.100kg



A: 3.250kg  
B: 4.450kg  
C: 7.100kg





PK 78002-SH F PJ 125 E

# 1100100789 / S510-SKD

# VolvoFH

HPSC

A: 730kg  
B: 1.420kg  
C: 2.800kg

# LIFTING CAPACITY DIAGRAM

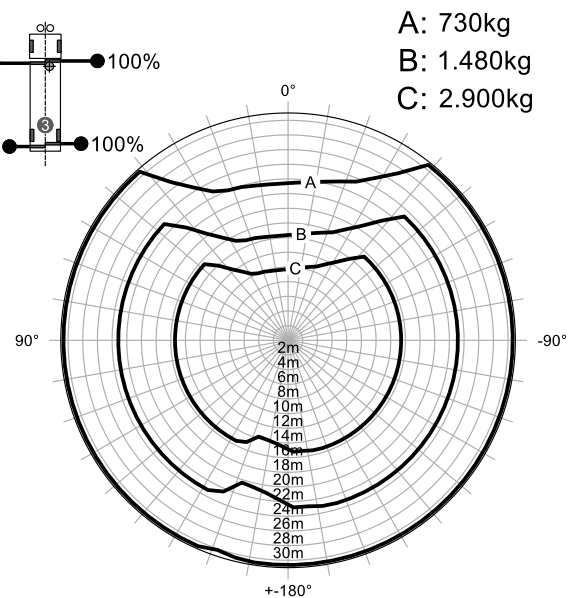
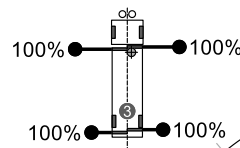
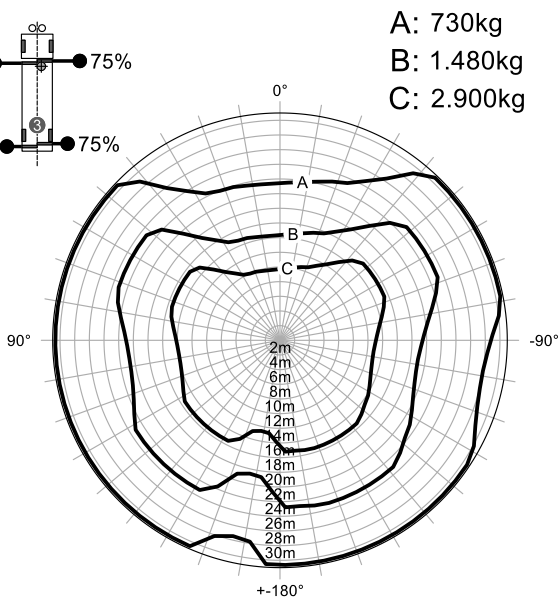
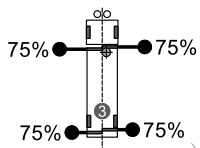
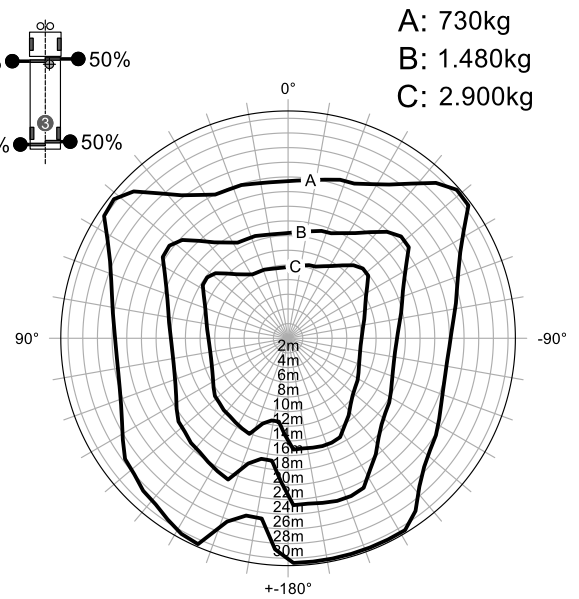
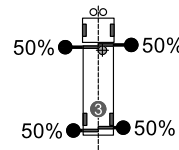
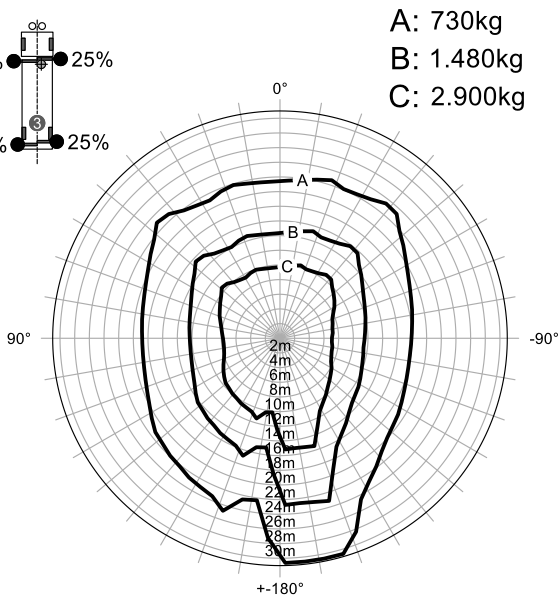
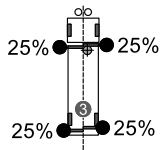
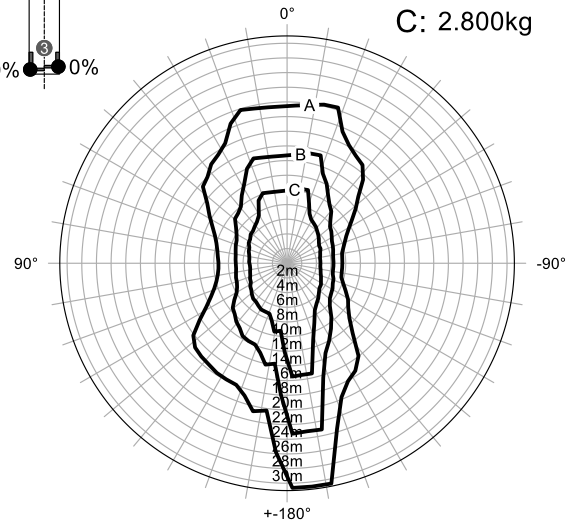
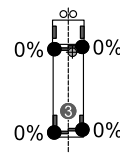
## Stabilizer situation

Partly supported incl. LCA03

Max. occurring stabilizer force  $F_{max}$  329kN (dynamic)

- ... Stabilizer not active
- ... Stabilizer active
- % ... Outrigger stroke

③ LCA03: 5.000kg



Load values are according to PALTRONIC parameters provided by the installer

Adjustment Date: 18.10.2023

Version: PCH 3.3.22.0

Installer ID: SEHINZ 04874E055/779216821663



**PALFINGER**

PK 78002-SH F

# 1100100789 / S510-SKD

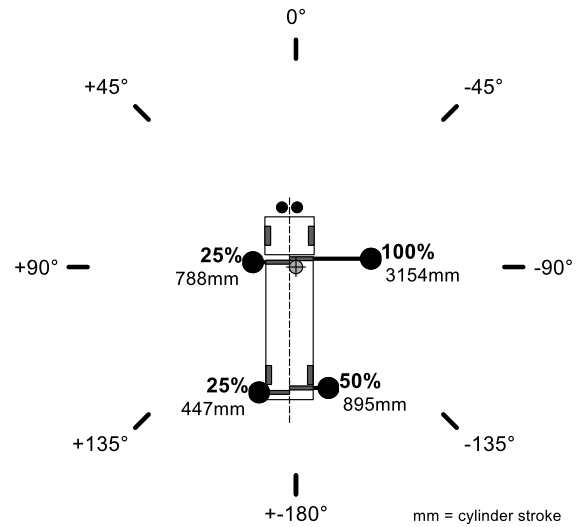
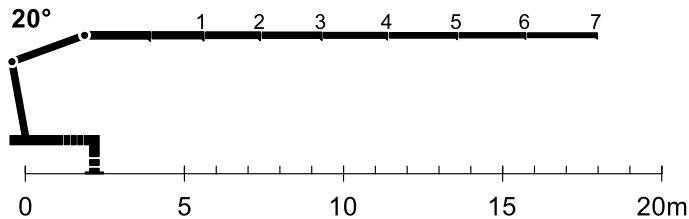
# Volvo|FH

**HPSC****LIFTING CAPACITY SAMPLES**

for periodic inspections

Fully supported without switchable ballast

Lifting performance with vehicle unloaded



	0 (4,3m)	1 (6,0m)	2 (7,7m)	3 (9,6m)	4 (11,6m)	5 (13,7m)	6 (15,8m)	7 (18,0m)
0°	12.700kg	8.800kg	6.600kg	5.000kg	4.000kg	3.300kg	2.800kg	2.450kg
+45°	8.600kg	5.800kg	4.150kg	3.100kg	2.400kg	1.920kg	1.620kg	1.400kg
+90°	6.300kg	4.100kg	2.850kg	2.000kg	1.500kg	1.160kg	950kg	810kg
+135°	8.700kg	5.900kg	4.200kg	3.150kg	2.450kg	1.940kg	1.640kg	1.420kg
+180°	15.800kg	11.100kg	8.400kg	6.500kg	5.200kg	4.350kg	3.700kg	3.250kg
-135°	13.800kg	9.700kg	7.200kg	5.500kg	4.450kg	3.650kg	3.150kg	2.750kg
-90°	14.700kg	10.300kg	7.700kg	6.000kg	4.800kg	4.000kg	3.400kg	3.000kg
-45°	14.200kg	10.000kg	7.400kg	5.700kg	4.600kg	3.800kg	3.250kg	2.850kg

**How to use the document**

This document is meant to support periodic inspections.  
The table shows the adjusted lifting capacities of the crane

- in the shown support condition
- at different slewing angles
- with different extension values (one value per extension boom)

**How to check a test point**

- Position the unloaded vehicle
- Establish the shown support condition (outriggers and stabilizers exactly as shown in the picture)
- Select a slewing angle from the table
- Choose a test load for this slewing angle (must be within the highest and the lowest value of that angle)
- Put the crane into the shown position, make sure the main boom is at the strongest angle (refer to picture)
  - The crane has to be able to lift the load
  - The overload system has to switch off when extending the boom system further (about 5 to 10%)

**Position unloaded vehicle**

- Check any amount of test points according to above procedure (suggestion 3 – 5).
- The check is passed if the crane overload systems switches off according to the test position.
- Due to the many influencing factors (accuracy of support condition, slewing angle, boom angle and test load) tolerances of about 10% may occur.
- When switching off, the stability of the vehicle has to be according to the system setting, but still in safe condition.

Load values are according to PALTRONIC parameters  
provided by the installer

Adjustment Date: 18.10.2023

Version:  
PCH 3.3.22.0

Installer ID: SEHINZ 04874E055/779216821663

**PALFINGER**

PK 78002-SH F

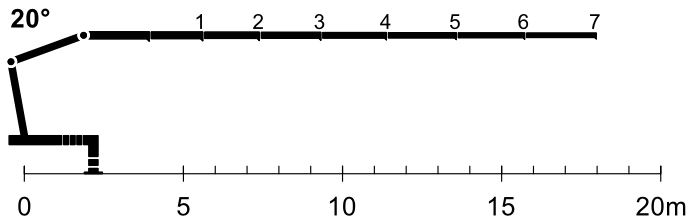
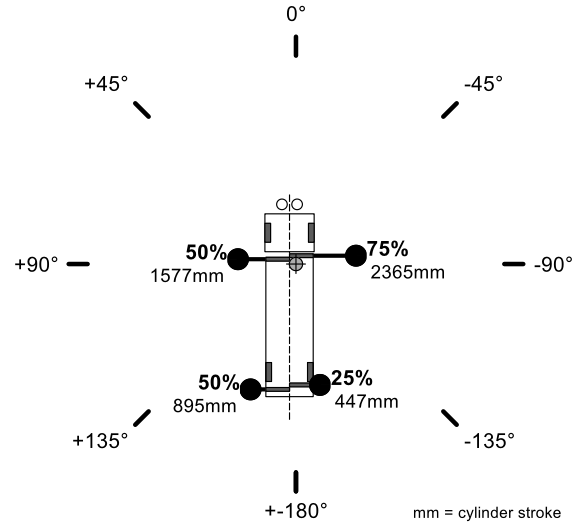
# 1100100789 / S510-SKD

# VolvoFH

**HPSC****LIFTING CAPACITY SAMPLES**

for periodic inspections

Partly supported without switchable ballast



	0 (4,3m)	1 (6,0m)	2 (7,7m)	3 (9,6m)	4 (11,6m)	5 (13,7m)	6 (15,8m)	7 (18,0m)
0°	5.900kg	3.800kg	2.600kg	1.800kg	1.320kg	1.000kg	810kg	700kg
+45°	10.000kg	6.800kg	5.000kg	3.750kg	2.950kg	2.400kg	2.000kg	1.760kg
+90°	9.500kg	6.500kg	4.700kg	3.500kg	2.750kg	2.200kg	1.860kg	1.620kg
+135°	12.800kg	9.000kg	6.600kg	5.100kg	4.050kg	3.350kg	2.850kg	2.500kg
+180°	15.800kg	11.100kg	8.400kg	6.500kg	5.200kg	4.350kg	3.700kg	3.250kg
-135°	10.800kg	7.500kg	5.500kg	4.150kg	3.250kg	2.650kg	2.250kg	2.000kg
-90°	11.000kg	7.600kg	5.600kg	4.250kg	3.350kg	2.750kg	2.300kg	2.050kg
-45°	10.600kg	7.300kg	5.300kg	4.050kg	3.200kg	2.600kg	2.200kg	1.920kg

**How to use the document**

This document is meant to support periodic inspections.  
The table shows the adjusted lifting capacities of the crane

- in the shown support condition
- at different slewing angles
- with different extension values (one value per extension boom)

**How to check a test point**

- Position the unloaded vehicle
- Establish the shown support condition (outriggers and stabilizers exactly as shown in the picture)
- Select a slewing angle from the table
- Choose a test load for this slewing angle (must be within the highest and the lowest value of that angle)
- Put the crane into the shown position, make sure the main boom is at the strongest angle (refer to picture)
  - The crane has to be able to lift the load
  - The overload system has to switch off when extending the boom system further (about 5 to 10%)

**Position unloaded vehicle**

- Check any amount of test points according to above procedure (suggestion 3 – 5).
- The check is passed if the crane overload systems switches off according to the test position.
- Due to the many influencing factors (accuracy of support condition, slewing angle, boom angle and test load) tolerances of about 10% may occur.
- When switching off, the stability of the vehicle has to be according to the system setting, but still in safe condition.

Load values are according to PALTRONIC parameters  
provided by the installer

Adjustment Date: 18.10.2023

Version:  
PCH 3.3.22.0

Installer ID: SEHINZ 04874E055/779216821663